



pencilbricks

# Where is Shivam's gift?



Written by Rishabh Khaneja  
Illustrated by Trupti Bhingare





pencilbricks

**'Where is Shivam's gift?'** written by Rishabh Khaneja and Illustrated by Trupti Bhingare is one the storybooks by the pencilbricks Foundation for young children to learn **Problem-solving skills** in a fun way.

Edition 1: 2021

ISBN: 978-93-92939-00-6

Published by: pencilbricks Foundation | [www.pencilbricks.org](http://www.pencilbricks.org)

Printed in India

Registered Office:  
PENCILBRICKS FOUNDATION  
Pride Green Fields, BLDGC, 703,  
SNO 21/2, Pimple Nilakh,  
Pune, Maharashtra - 411 027



Some rights reserved.  
This work by PENCILBRICKS FOUNDATION is licensed under a Creative Commons Attribution 4.0 International License.

<https://creativecommons.org/licenses/by/4.0/>



## New Words



- Treasure: Something of great value



- Solve: To find answer to a problem


- Instructions: ( *Ins-truc-tions* )  
Step by step direction to do something

- Clue: Information that helps you to know more about something



- Chit: A small piece of paper





It's Shivam's birthday today. He has turned 12.





His parents have planned a birthday party for him.  
All his friends from school have come.




Mummy, papa,  
where is my gift  
for this year?



Beta, I made the cake for you.


I made the Pav Bhaji. Isn't that enough for a gift?






Acha, don't be sad.  
We have a surprise  
for you.

It's a  
treasure hunt!




Mummy, papa,  
what is a  
treasure hunt?



We have  
hidden a gift  
for you in  
the house.



To find the gift,  
you have to  
solve the clues.



WOOOOW!!!



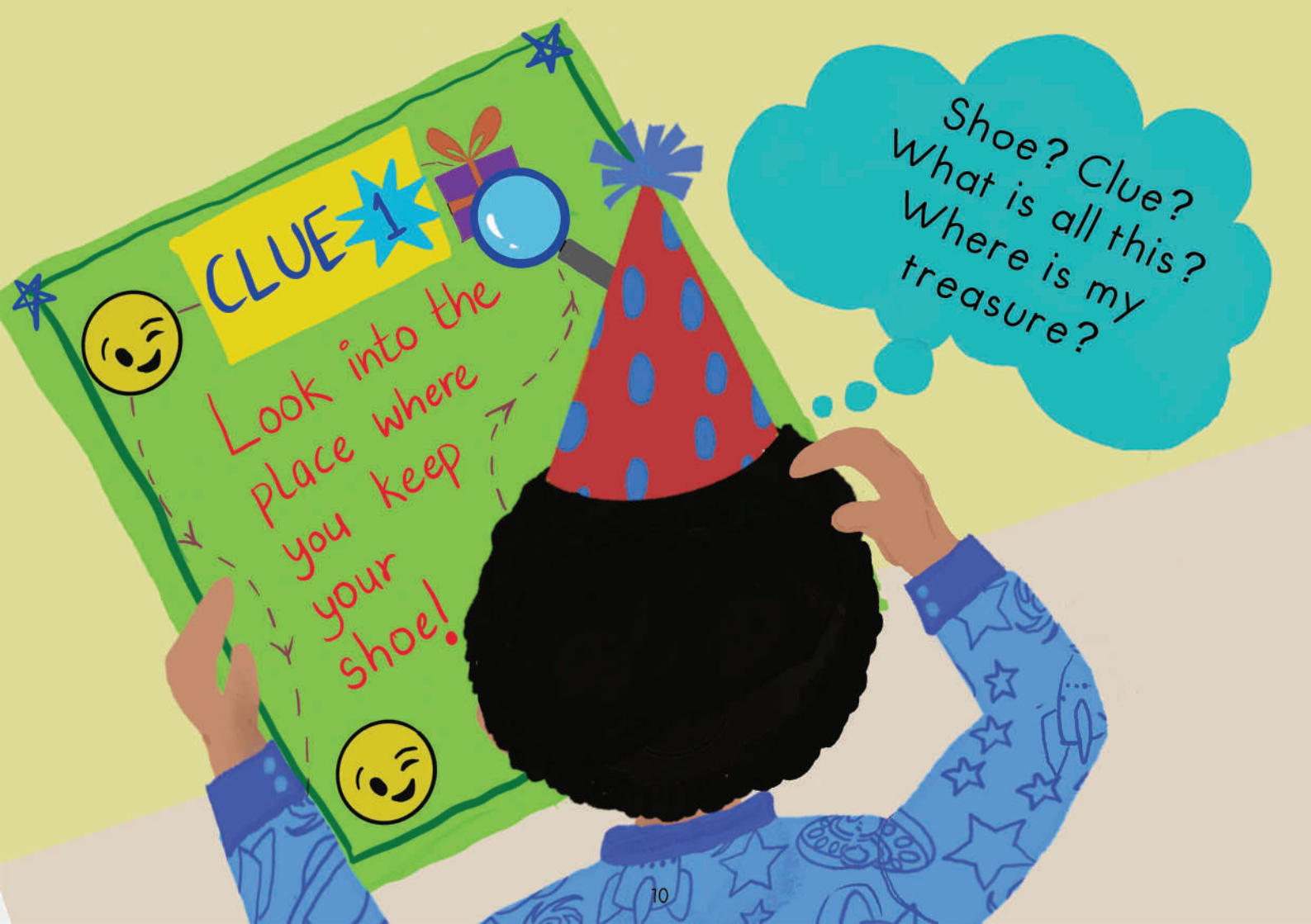


Shivam is dreaming of treasures and gifts. While his parents and friends tell him the instructions to find his gift.





Shivam picks up the chit that his mother hands him.




CLUE 1

Look into the  
place where  
you keep  
your  
shoe!

Shoe? Clue?  
What is all this?  
Where is my  
treasure?





What happened  
Shivam?  
You didn't like the  
gift?

There is no gift. There  
is no treasure. You all  
are fooling me!

No beta, did you  
find the answer  
to the clue?






Mummy and papa understood that Shivam did not listen to the instructions.

They ask his friends to tell the instructions again to him.

## INSTRUCTIONS

- The gift is hidden inside the house.
- To find where the gift is hidden, you have to solve 3 clues.
- The first clue will be given to you.
- Solving one clue will help you find the next clue.
- Solving the third clue will tell you where the gift is.





Shoe, shoe, shoe!  
He remembers that mamma  
asks him to keep his shoe in a  
small cupboard.

He opens the  
cupboard and  
searches. He finds  
a chit between his  
shoes.



He takes the chit out. It has a small map.

What do I do  
with this map?


How do I solve  
this clue?







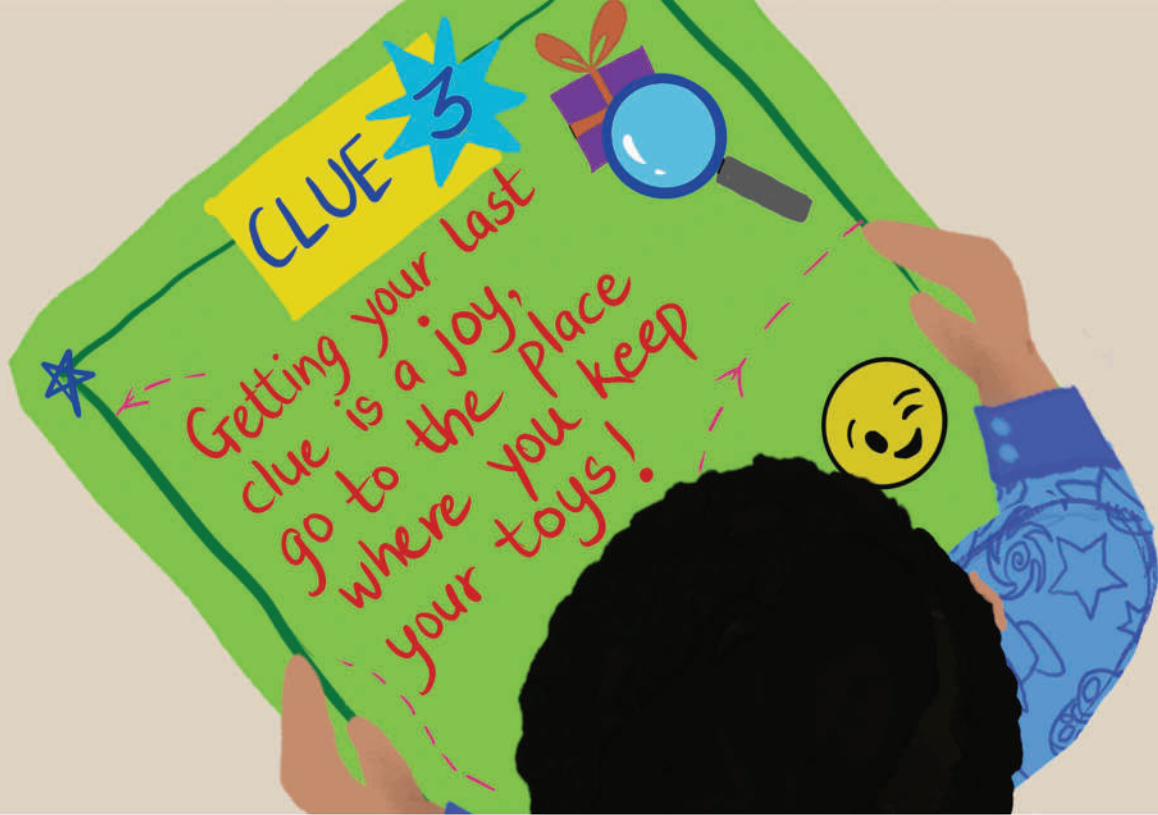
He looks up and sees that this is the map of his house.  
The line is the instructions to get to the next clue.



He follows the instructions  
and reaches the kitchen.

He sees the  
third clue under  
the stove.





Shivam smiles reading the last clue as he knows exactly where it is!



He runs to his cupboard where he keeps his toys. He finds a big box which is gift wrapped. Shivam goes to his friends with his gift.





I see you  
found your  
gift.

Hey!  
Open it  
already!



Shivam laughs and quickly opens the gift wrapper.  
It's the Toy Car that he always wanted!!

Shivam bought return gifts for all his friends. He did not find the gift he wanted to gift his friend Sana.

Follow the instructions on the next page, to help Shivam make the gift.



# How to make a Paper Apron for Sana?



1. Fold the paper into half.



2. Cut along the dotted line.



3. Open the paper.  
Fold at the top.




4. Put 50 cms thread inside the fold.  
Use tape to keep it in place.



5. Tie the ends of thread into a knot.



6. Make two holes on the sides.



7. Tie a thread at each hole.  
Use tape to keep it in place.



Answer some fun questions and see if you are  
as smart as Shivam!





**pencilbricks Foundation** is a social enterprise that believes in making life skills easy, fun & accessible to every individual. They work towards simplifying learning life skills for children & youth. For more information visit <https://www.pencilbricks.org/>




**Rishabh** is a writer, photographer, and educator from Bombay. Having studied economics from Mithibai, he went on to pursue the Teach for India fellowship. He is often found either riding his bike or making plans of riding his bike. He is also an avid reader, music lover, and vegan. You can connect with him at [www.rishabhkhaneja.com](http://www.rishabhkhaneja.com) and at [www.instagram.com/dibsonthewindowseat](https://www.instagram.com/dibsonthewindowseat)



**Trupti** is an illustrator, designer and educator from Mumbai. She holds a bachelor's degree in Textile Design from National Institute of Fashion Technology, Mumbai and is a Teach for India Alumnus. She loves sipping chai, making paper boats, travelling, reading and doodling both simple and profound things, all while learning and unlearning as she flows through life. Her work can be seen here:

<https://www.instagram.com/trupti.pb/>

It's Shivam's 12th birthday. His parents have bought a gift for him but it is not easy to find. A story about an exciting hunt around a puzzling gift.



pencilbricks

pencilbricks Foundation is a not-for-profit organization that works with children and youth to develop essential skills.

[www.pencilbricks.org](http://www.pencilbricks.org)

Write to us at: [postbox@pencilbricks.org](mailto:postbox@pencilbricks.org)



**Skills Builder**  
PARTNERSHIP

Step 0

I complete tasks by following instructions

